

# Do Bugs Need Drugs? Daycare Program



Part Two: Activities for 2 - 3 Year Olds

# Activities for 2 – 3 Year Olds

## Contents

Dialog with Bugaloo Hand Puppet.....	3
Bugaloo Hand Puppet .....	5
Germs Are Everywhere.....	6
Twinkle Twinkle Handwashing Song.....	7
What's in the Dirt.....	8
Match the Bug.....	9
Match the Bug Cards.....	10
Wash the Germs Away.....	12



# Activities for 2 – 3 Year Olds

## Dialog with Bugaloo Hand Puppet

### Materials

- Bugaloo Hand Puppet
- Book: *I Don't Want to Wash My Hands* by Tony Ross

### Optimal Group Size

- 2 - 3 year old storytime group

### Activity Suggestion:

- Have children bring a sock or glove and let them make their own "Bugaloo" puppet to play with.

### Caution:

- Bugaloo Puppet Hand is for Adult Use Only. Puppet is not child safe. Small objects should be used only with adult supervision.

- 
- Puppet: Hi, everybody!  
I'm a bug and my name is Bugaloo.  
What's your name?  
<points at a child in group and waits for answer>  
Are you a bug? No, you are a boy/girl!
- Facilitator: Hi, Bugaloo!  
You don't look like a ladybug to me - what kind of bug are you?
- Puppet: I'm a Germ bug. We Germs are so tiny nobody can see us. But we are everywhere, especially in the dirt and on your hands and we can make people sick!
- Facilitator: Thank you for visiting us today, Bugaloo. But please don't make us sick. We want to play with our toys – right children? <turns to children for response>
- Puppet: Don't worry. I came to share my favorite storybook with you all! It's about a princess who loves to get dirty!
- Facilitator: Oh, goodie – I love.....  
<Aaachooo – pretends to sneeze and cough loudly>
- Puppet: Gesundheit! I believe you caught a bug, one of us GERMS! Ha! Cover your

# Activities for 2 – 3 Year Olds

mouth when you cough. Here's a tissue for your nose. *<hands facilitator a tissue>* And you better wash your hands before you touch anything!

Facilitator: Why? *<sniffles slightly>*

Puppet: So you don't spread more of us GERMS around. *<points finger around room>*  
You've already sneezed a whole lot of us into the air!

Facilitator: Ooh – that's not so good! We don't want to catch sneezes and runny noses, right children? What can we do to stop you GERMS from going everywhere?

Puppet: WASH YOUR HANDS! In fact I even have a story called "I Don't Want to Wash My Hands". *<pulls out book>* Will you help me read it?

Facilitator: Of course! *<facilitator reads story, with Bugaloo's help>*

Puppet: So, kids. That's a neat story – right? *<turns to children, waits for response>*

Let me share my favorite poem with you. Here it goes: *<recites poem, Germs are Everywhere in sing-song voice>*

Facilitator: Well done, Bugaloo. *<turns to children>*

Now, let's go and wash our hands well before lunch. Bugaloo, come along and sing your favorite song: Twinkle, Twinkle Little Star, while we are washing our hands. Let's see. Who's going first? *<sends 2 children at a time with Bugaloo to another staff member in washroom.>*



## Bugaloo Hand Puppet

Puppet made from inexpensive glove liner.

Finger decorations are "bug shaped" made from foam shapes, jingle bell, pompom and pipe cleaner.

Bugaloo "eye" in center is made from black and white felt.

Center of eye is commercial "googly eye"

## Germs Are Everywhere


*(Similar to: If you're happy and you know it, clap your hands)*

There are germs in the air, in the air  
There are germs here and there: EVERYWHERE!  
On your hands, on the floor,  
On your toys, on the door!  
There are germs here and there: EVERYWHERE!

There are germs in the air, in the air  
There are germs here and there: EVERYWHERE!  
In your throat, up your nose  
On your skin, between your toes!  
There are germs here and there: EVERYWHERE!

## Handwashing Song

Twinkle, twinkle little star,  
Look how clean my two hands are,  
Soap and water, wash and scrub  
Get those germs off rub-a-dub,  
Twinkle, twinkle little star,  
Look how clean my two hands are.



# Activities for 2 – 3 Year Olds

## What's in the Dirt?

### Materials

- Set of small plastic sand play "critters"
- Clear plastic container filled with potting soil or garden dirt
- Sifters and scoops
- Bugaloo hand puppet

### Optimal Group Size

- 3 children

### Caution:

- Bugaloo Puppet Hand is for Adult Use Only. Puppet is not child safe. Small objects should be used only with adult supervision.

### Safety Concern:

- Small shapes can cause choking when put into mouth!
- 

## Directions

- Hide the critters in the dirt.
- Children find them as they explore the new medium.
- Potting soil is recommended as it differs from sand in texture, appearance and smell.
- Optional: Add water to the soil and encourage children to make "Mud Pies" for their critters.

## Some Facilitating Comments

- Use the Bugaloo Puppet Hand to guide the children:
- There are a lot of Germs hiding in the dirt. Can you find them?
- They are so small!

## Major Learning

GERMS ARE SO SMALL THEY ARE 'INVISIBLE'

GERMS LIVE IN THE DIRT – WHERE IT IS DARK AND WET



# Activities for 2 – 3 Year Olds

## Match-the-Bug

### Materials

- Set of 15 Bug Cards

### Optimal Group Size

- 3 children

### Caution:

- Bugaloo Puppet Hand is for Adult Use Only. Puppet is not child safe. Small objects should be used only with adult supervision.
- 

## Directions

- Scatter the pictures face up on a tabletop.
- Children will “find” a matching picture for each one picked.
- Note: The Buggy Shape will have no match.



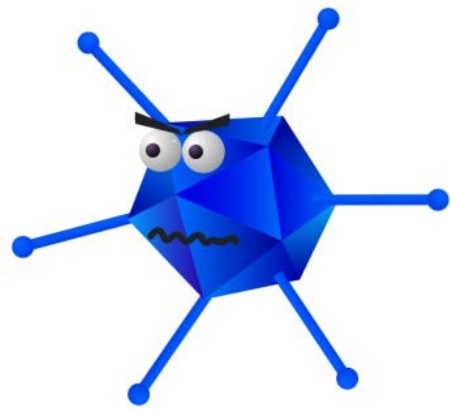
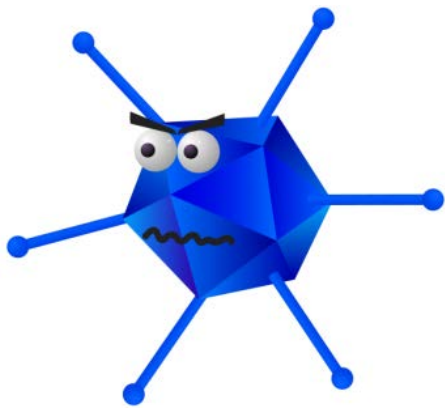
## Some Facilitating Comments

- Use the Bugaloo Puppet Hand to guide the children:
- Look at all those Germs. So many different ones.
- Let’s find the ones that are the same.
- Which one does not belong?
- Which one is: round, oval, a triangle, pointed, hairy, etc?.....

## Major Learning









NOT ALL BUGS ARE CREATED EQUAL

SOME ARE THE SAME, SOME ARE DIFFERENT



## Match-the-Bug-Cards

1. Print one copy of the bug card pages
2. Cut out cards along the dotted lines



# Activities for 2 – 3 Year Olds

## Wash the Germs Away

### Materials

- 4 colorful sponges
- Ice cream pails
- Washing-up liquid (*Note: do NOT use an antibacterial product*)

### Optimal Group Size

- 2 children at a time

### Caution:

- Bugaloo Puppet Hand is for Adult Use Only. Puppet is not child safe. Small objects should be used only with adult supervision.

---

### Directions

- Designate an area of the playroom “to be washed”.
- Give each child a pail filled with water and soap.
- The children squeeze soap into their pails and with your help fill pail with water.

### Some Facilitating Comments

- Use the Bugaloo Puppet Hand to guide the children:
- I see you’re really scrubbing the back of that chair.
- I bet it is so clean – no Germs will want to live there!
  
- Be prepared to encounter a very enthusiastic “WashFest”!

### Major Learning

GERMS ARE EVERYWHERE AND ON EVERYTHING YOU TOUCH  
KEEP YOUR PLAY AREA CLEAN  
BACTERIA AND VIRUSES CAN MAKE YOU SICK